

Sex offender recidivism in Belgium: a state of affairs

Eric MAES (NICC), Emilie TELLE & Thierry PHAM (UMons)

SOC-Symposium
Brussels, 8 March 2018

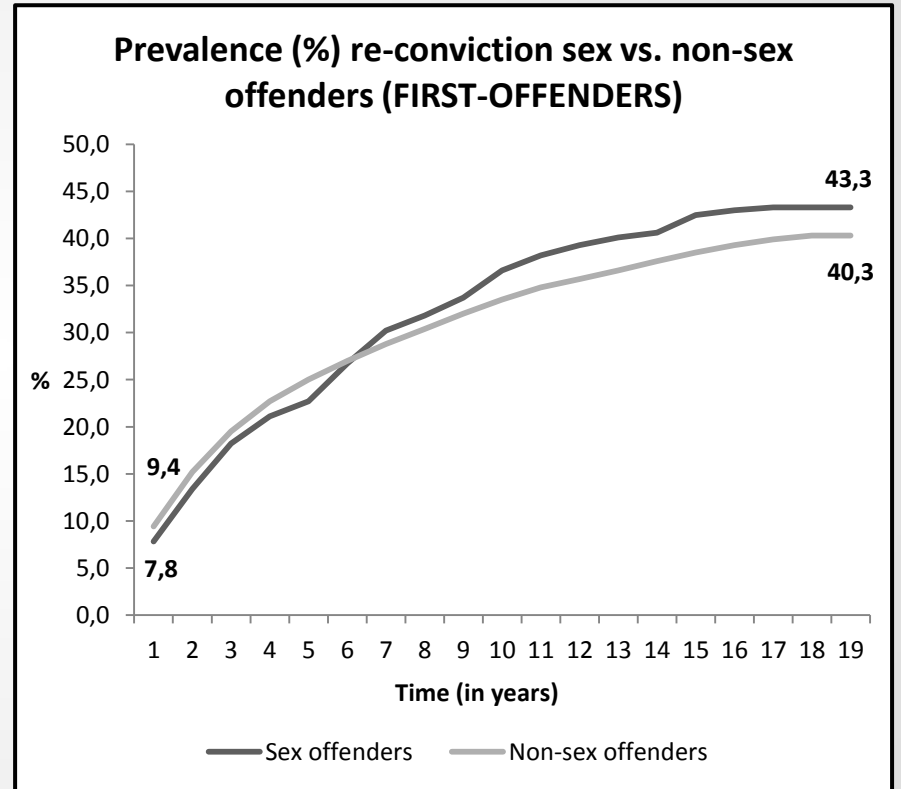
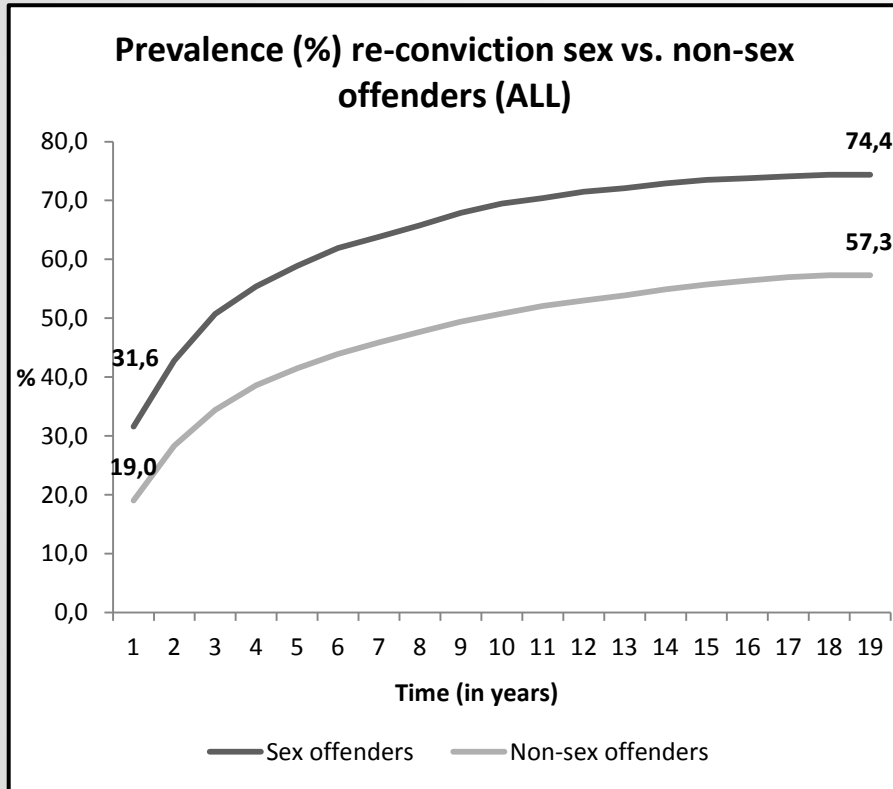
Introduction

- Preliminary results of WP2 SOC-project -> objectives
 - Analyze **recidivism** (prevalence, time to recidivism) of sex offenders, compared to non-sex offenders + among sex offenders (different types of sex offenders)
 - Identify **static predictors** of recidivism (of sex offenders) and assess the effects of sanction type/release modality
- Different databases
 - **Conviction** data (Central Criminal Registry) – N = 136,530 persons
 - **Prison** data (SIDIS-Griffie - prison database) – N = 14,754 persons
 - Data of **released sex offenders on mandatory treatment** in the Walloon Region – N = 342
- Important remarks
 - Official data (different levels criminal justice system) → ‘selected’ populations (~ **selection** processes)
 - ‘Dark number’ (offenders/offences not known to the police/judicial authorities) (cf. Farrington et al. 2013: **self report** vs. official data)
 - Absence of integrated criminal justice statistics/data(bases): lack of unique identifier, e.g. prison → conviction data
 - Official data: ‘administrative’ data - limited information available

CONVICTION DATA

- **Population** under study: offenders convicted to a sentence/measure in 1995 – Follow-up till 13 November 2013
 - **Definition** ‘sex offender’
 - Conviction for at least one sex offence in criminal record history (in 1995 and/or before)
 - First offenders: first conviction in 1995 + conviction for a sex offence
- | | |
|-----------------|---|
| ALL | → N = 136,530 of which 2,638 sex offenders (1.9%) |
| First-offenders | → N = 67,272 of which 374 sex offenders (0.56%) |
- Outcome measure: **reconviction** after (first) conviction in 1995
 - Irrespective of seriousness of index offence (non-sex offender group) and offence at time of reconviction
 - Irrespective of type/severity of sentence or measure imposed (index/reconviction)
 - Differences with respect to criminal record history (number of prior convictions) between the 2 groups

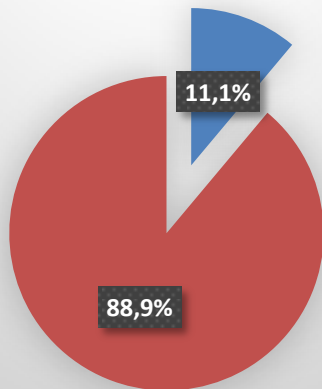
CONVICTION DATA



PRISON DATA

- **Population** under study: convicted offenders released from prison in 2003-2005 – follow-up till 15 March 2017
- **Definition** ‘sex offender’: at least one sex offence in detention history (before release from prison in 2003-2005) → N = 14,754 of which 1,637 sex offenders (11.1%)
- Outcome measure = ‘**re-incarceration**’ (new offence and/or parole violation)

Sex- vs. non-sex offenders (%)



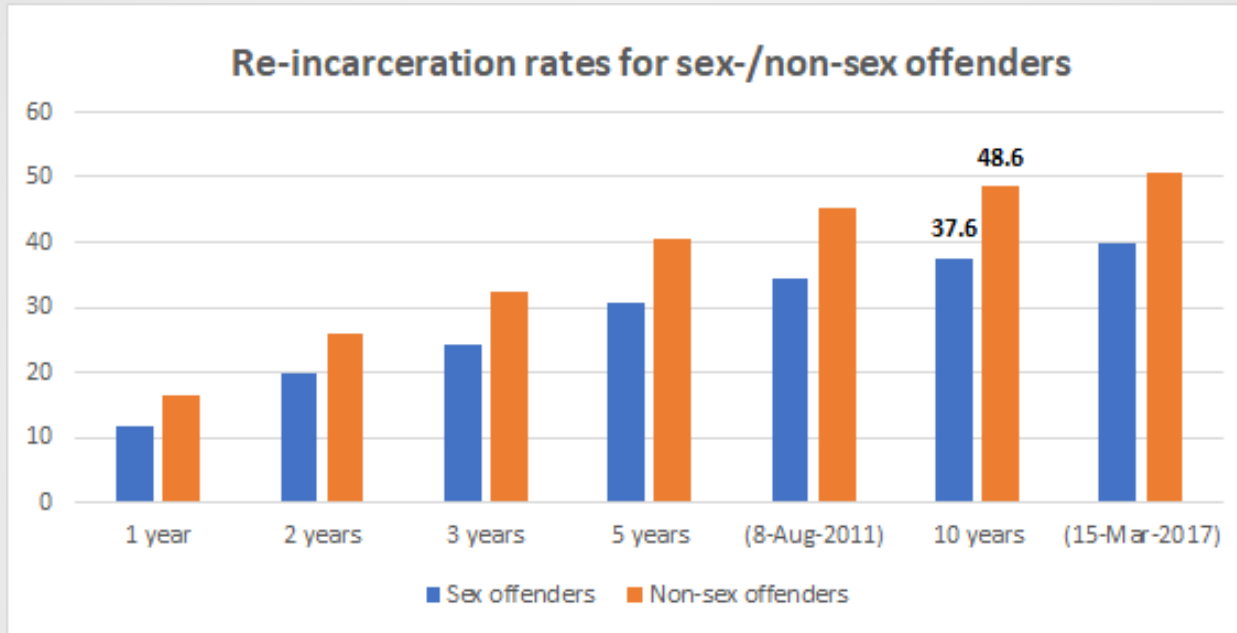
■ Sex offender ■ Non-sex offender

Type of sex offence	%	n
Rape	72.4	1,185
Sexual assault	49.8	816
Exhibitionism	17.2	282
Prostitution	14.8	243
Total sex offenders	-	1,637

N cat	%	n
1	54.2	887
2	37.7	617
3	7.8	127
4	0.4	6
Total	100.0	1,637

Non-sex offence history	%	n
Y	71.1	1,164
N	28.9	473
Total	100.0	1,637

PRISON DATA

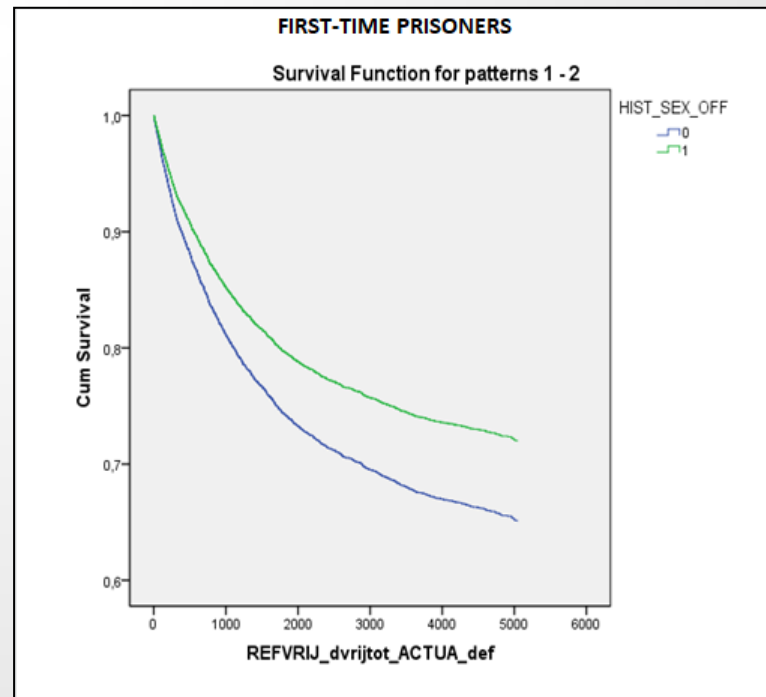
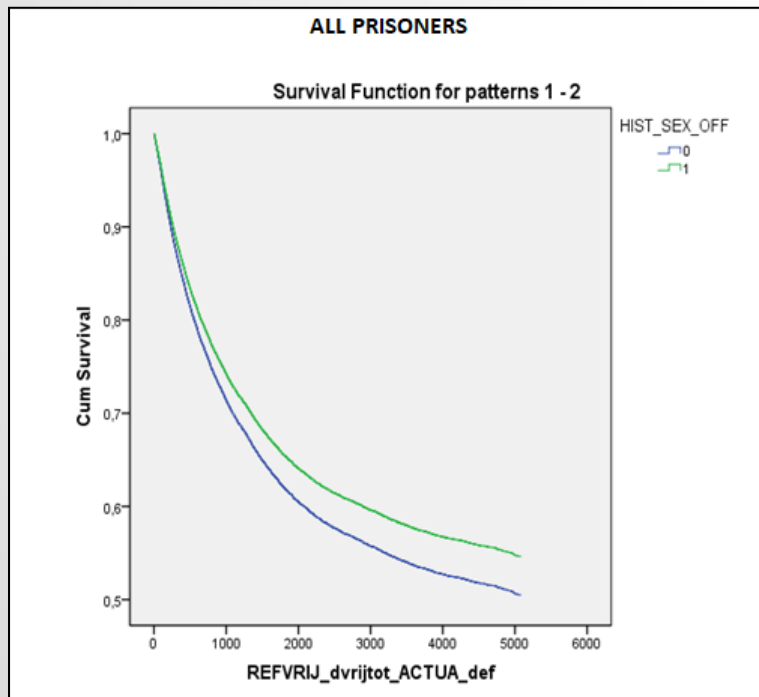


Type of offence	1 year	2 years	3 years	5 years	(8-Aug-2011)	10 years	(15-Mar-2017)
Sex offenders	11.6	19.9	24.4	30.7	34.5	37.6	39.7
Non-sex offenders	16.4	26.0	32.5	40.6	45.3	48.6	50.6
Total	15.8	25.3	31.6	39.5	44.1	47.3	49.3

PRISON DATA

Other characteristics	Sex	Non-sex
% Female offenders	3.2	6.0
Average age at release	41.0	33.2
Average number of prior detentions	2.8	2.1
Average length of total detention history (in days)	1,218.5	720.5
Average length of reference detention period (in day:	696.4	372.2
Detention regime at moment of release (% regular)	85.7	77.9
Citizenship (% EU)	86.9	75.6

Cox-regression with covariates: type of offence – gender - age - (number of prior detentions)



SEX OFFENDER RECIDIVISM STATIC VARIABLES AND SANCTION TYPE

Study 2 - Update and extension of a data set of released sex offenders on (mandatory) treatment in Walloon Region

Telle, E., Stzroda, I., Delannoy, D. & Pham, T.H.



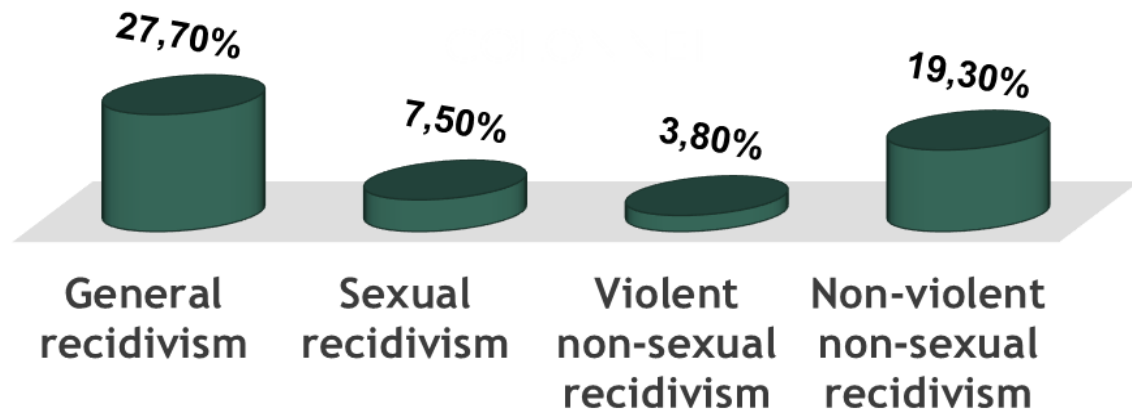
□ Static risk factors

- Intrinsic negative influences of the sexual offender or in his life course with a role on the probability of recidivism
- Historic variables
- Unchangeable or less changeable even with psychological intervention
- Best predictors of recidivism including sexual recidivism
- (Andrews & Bonta, 2010; Cortoni, 2009)

□ Examples

- **Age** → violent and general recidivism
- **Criminal history:** prior sex offences → sexual recidivism ; or general offences → violent and general recidivisms
- **Age of the onset of the criminal career:** juvenile delinquency → violent and general recidivisms
- **Victims preferences:** younger, unknown and male victims (deviant sexual interests) → sexual recidivism
- (Blokland & Van Der Geest, 2015; Hanson & Busière, 1998; Hanson, 2002, Hanson, Morton, & Harris, 2003; Hanson & Yates, 2013; Harris & Rice, 2007)

- ❑ Non-sexual recidivism is more frequent than sexual recidivism in a population of sex offenders
 - (Blokland & Van Der Geest, 2015)
- ❑ Recidivism rates of sex offenders released in Walloon Region (N = 231)



- (Ducro, Pham & Lagneaux, 2016)

□ Sample

- 342 released sex offenders in mandatory treatment in Walloon Region
- **Age at release:** $M = 43,17$ years; $\sigma = 11,70$; $R = 14,27 - 79,22$
- **Period of release:** $M = 9,60$ years; $\sigma = 5,75$; $R = 0 - 25,08$

□ Procedure

- Files consulted at the Ministry of Justice (Administration, Brussels) for collecting data on:
 - Criminal records
 - Types of recidivism
 - Risk static factors (age; marital status; victims;..) in order to score Static-99R and 2002R
- Based on the *Project for the ongoing evaluation of the offense characteristics, diagnostic aspects, social environment and treatment of sex offenders by specialized healthcare teams in the Walloon region in Belgium* (Pham, Ducro, Pihet, & Martin, 2010)

□ Analyzes

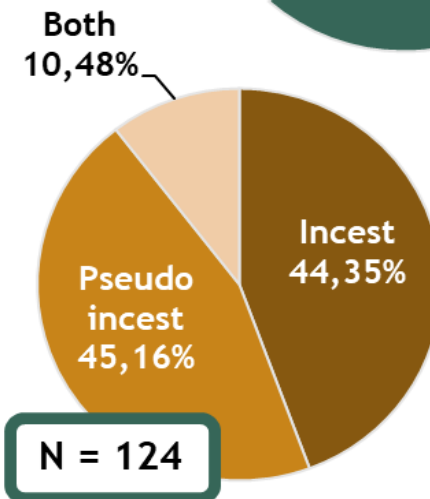
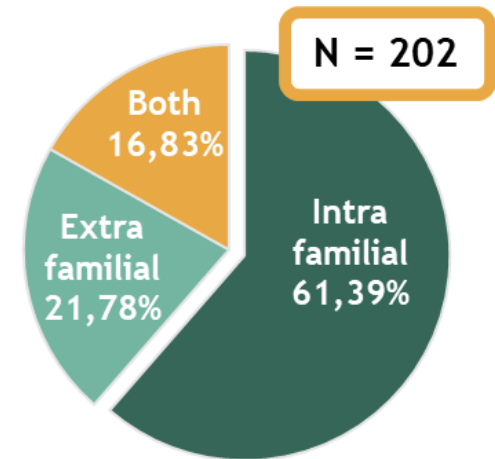
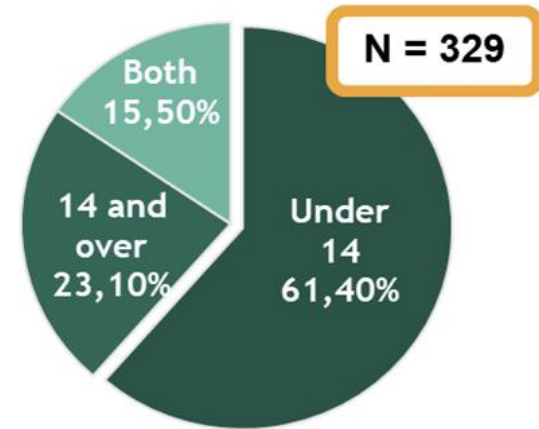
- Comparisons between sexual recidivists, nonsexual recidivists and non-recidivists
 - Age and period at release
 - Scores and levels of risk at Static 99R and 2002R
- Correlations between static variables and types of recidivisms
- Logistic regressions and survival curves of sexual recidivism by static variables, offending profiles and type of release

Results

Description of population

Profiles of sex offenders

- By age of victims
- By relations with victims
 - **Intrafamilial:** sexual offences committed in the family circle
 - **Extrafamilial:** sexual offences committed outside the family circle, including known and unknown victims
- By intrafamilial relations with victims
 - **Incest:** sexual offences committed by a first degree relative (eg. father)
 - **Pseudo-incest:** including biological (except first degree relative) and non-biological incest (eg. stepfather, grandfather, uncle...)

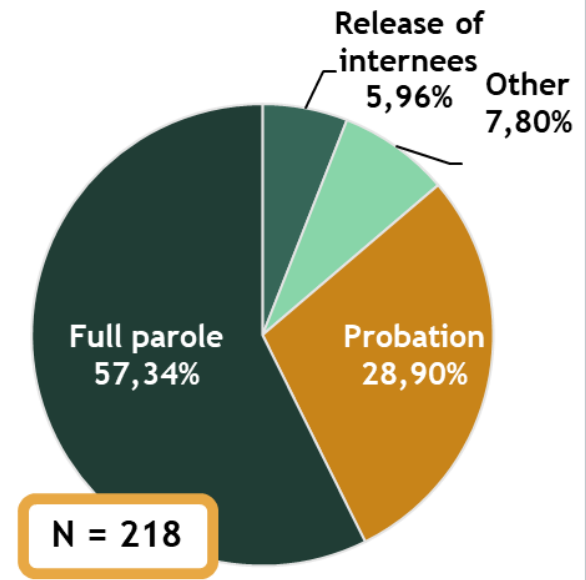
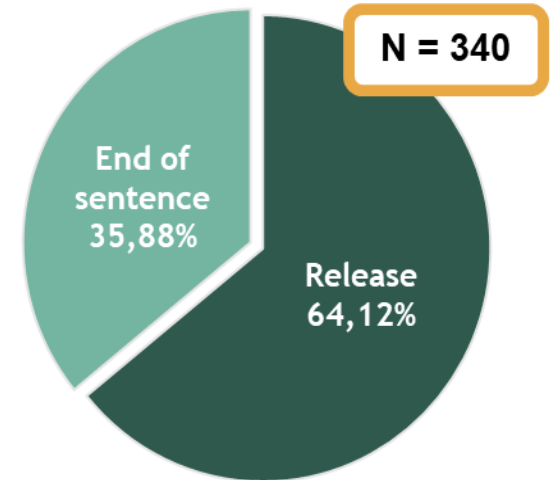


Results

Description of population

Types of release

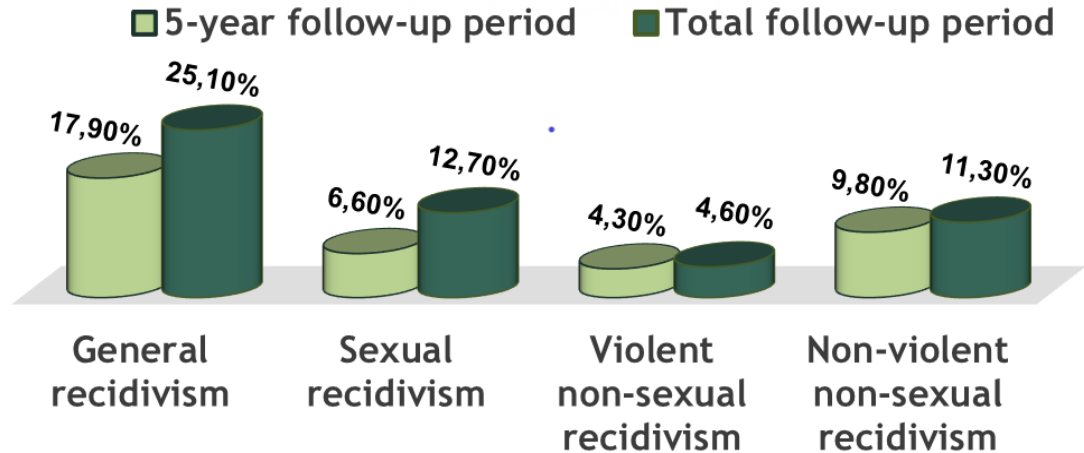
- **End of sentence:** sex offenders who max out their sentence
- **Release:** release before the end of sentence:
 - **Full parole:** persons sentenced to more than 3 years' imprisonment may claim to fulfill a part of it outside the prison under a variety of conditions
 - **Probation:** same type of release as full parole for justiciables sentenced to less than 3 years' imprisonment
 - **Release of internees:** specific type of release for persons who committed an offense and suffering from a mental disorder including during the sentence
 - **Other:** prison short leave, electronic monitoring, preventive detention...



Results

Description of population

Recidivism rates



Static-99R and 2002R

- Score at Static-99R (N = 309): M = 2,05; σ = 2,29; R = -3 - 8
- Score at Static-2002R (N = 308): M = 3,35; σ = 2,50; R = -2 - 11

Static-99R			Static-2002R		
	N	%		N	%
Very low risk (-3 to -2)	7	2,30	Low (-2 to 2)	129	41,90
Below average risk (-1 to 0)	84	27,20	Low-moderate (3 to 4)	82	26,60
Average risk (1 to 3)	127	41,10	Moderate (5 to 6)	58	18,80
Above average risk (4 to 5)	68	22,00	Moderate-High (7 to 8)	27	8,80
Well above average risk (6 and more)	23	7,40	High (9 and more)	12	3,90

Results

- Comparisons of items means scores of Statics between recidivists and non-recidivists

	Recidivists (N = 79 - 83)		Non-recidivists (N = 229-259)		U
	M	σ	M	σ	
Period of follow-up (years)	4,13	3,14	11,35	5,28	3073**
Static-99R					
(1) Age at release	0,01	0,91	-0,65	1,11	6268**
(3) Index non-sexual violence - Any Convictions	0,44	0,50	0,28	0,45	7785**
(4) Prior non-sexual violence - Any Convictions	0,47	0,50	0,33	0,47	7961*
(5) Prior Sex Offences	0,43	0,74	0,22	0,50	8066*
(8) Any Unrelated Victims	0,64	0,48	0,50	0,50	7978*
(9) Any Stranger Victims	0,24	0,43	0,14	0,35	8264*
Total score	3,35	2,33	1,60	2,09	5426**
Static-2002R					
(4) Rate of Sexual Offending	0,26	0,44	0,15	0,36	8287*
Relationship to victims	0,85	0,78	0,62	0,71	7700*
(9) Any Stranger Victim	0,25	0,44	0,14	0,35	8190*
General criminality	1,40	1,11	0,95	0,99	7201**
(10) Any Prior Involvement with the Criminal Justice System	0,72	0,45	0,57	0,50	7939*
(11) Prior Sentencing Occasions For Anything	0,40	0,61	0,24	0,46	8199*
(12) Any Community Supervision Violation	0,40	0,49	0,20	0,40	7473**
(13) Years Free Prior to Index Sex Offence	0,43	0,50	0,21	0,41	7211**
Total score	4,56	2,52	2,93	2,35	5788**

* $p \leq 05$; ** $p \leq .01$

General recidivists are younger; experience a shorter period of release; present more unrelated or stranger victims, more prior sex offences and general criminality (eg.: violent offences)

Results

- Comparisons of items means scores of Statics between sexual recidivists and non-recidivists

	Sexual recidivists (N = 38 - 41)		Non-recidivists (N = 229 - 259)		U
	M	σ	M	σ	
Period of follow-up (years)	5,60	3,33	11,35	5,28	2111**
Static-99R					
(1) Age at release	-0,08	0,91	-0,65	1,11	3227**
(2) Ever Lived With	0,38	0,49	0,20	0,40	3782**
Total score	3,46	2,41	1,60	2,09	2604**
Static-2002R					
(1) Age at Release	0,92	0,90	0,38	1,11	3329**
Persistence of sexual offending	0,70	1,04	0,37	0,79	3852*
(2) Prior Sentencing Occasions for Sexual Offences	0,48	0,82	0,23	0,54	3883*
(4) Rate of Sexual Offending	0,30	0,46	0,15	0,36	3906*
Deviant sexual interests	1,13	0,94	0,60	0,91	3051**
(5) Any Sentencing Occasion For Non-contact Sex Offences	0,38	0,49	0,19	0,39	3722**
(6) Any Male Victim	0,45	0,50	0,26	0,44	3699**
(7) Young, Unrelated Victims	0,33	0,47	0,17	0,37	3851*
Relationship to victims	0,97	0,74	0,62	0,71	3303**
(8) Any Unrelated Victim	0,73	0,45	0,50	0,50	3539**
(9) Any Stranger Victim	0,28	0,46	0,14	0,35	3849*
(13) Years Free Prior to Index Sex Offence	0,35	0,48	0,21	0,41	3937*
Total score	4,87	2,70	2,93	2,35	2667**

* $p \leq 05$; ** $p \leq .01$

Sexual recidivists are younger; experience a shorter period of release, live fewer cohabitation; present more deviant sexual interests (unrelated, stranger, young and male victims), more and frequent prior sex offences

Results

- Comparisons of items means scores of Statics between sexual recidivists and non-sexual recidivists

	Sexual recidivists (N = 38 - 41)		Nonsexual recidivists (N = 40 - 42)		U
	M	σ	M	σ	
Period of follow-up (years)	5,60	3,33	2,68	2,15	383**
Static-99R					
(3) Index non-sexual violence - Any Convictions	0,33	0,47	0,56	0,50	626*
Static-2002R					
Deviant sexual interests	1,13	0,94	0,38	0,74	427**
(5) Any Sentencing Occasion For Non-contact Sex Offences	0,38	0,49	0,17	0,38	652*
(6) Any Male Victim	0,45	0,50	0,22	0,42	631*
(7) Young, Unrelated Victims	0,33	0,47	0,05	0,22	580**
(8) Any Unrelated Victim	0,73	0,45	0,51	0,51	645*
(10) Any Prior Involvement with the Criminal Justice System	0,60	0,50	0,83	0,38	632*

** $p \leq 01$; * $p \leq .05$

Sexual recidivists present more deviant sexual interest (unrelated, young or male persons) and commit more sex offences (non-contact)

Non-sexual recidivists experience a shorter period of release; present more violent offences (non-sexual) and problems with the Criminal Justice System

Results

□ Spearman correlations between risk static variables and types of recidivism

Static variables	General	Sexual	Violent	Non sexual non violent
Age at release (young)	.25**	.15*	.18**	.25**
Ever Lived With	.10	.14*	.06	.10
Index non-sexual violence - Any Convictions	.15**	-.00	.10	.15**
Prior non-sexual violence - Any Convictions	.13*	.01	.11	.13*
Prior Sex Offences	.14*	.10	-.01	.14*
Prior Sentencing Occasions for Sexual Offences	.12*	.12*	-.04	.12*
Rate of Sexual Offending	.12*	.12*	-.03	.11*
Any Sentencing Occasion For Non-contact Sex Offences	.09	.16**	-.04	.03
Any Male Victim	.07	.15**	.06	-.01
Young, Unrelated Victims	.02	.16**	-.02	-.06
Any Unrelated Victim	.10	.15**	.06	-.01
Any Stranger Victim	.12*	.11	.06	.04
Any Prior Involvement with the Criminal Justice System	.13*	-.01	.09	.19**
Prior Sentencing Occasions For Anything	.11*	.02	.08	.17**
Any Community Supervision Violation	.20**	.06	.08	.18**
Years Free Prior to Index Sex Offence	.22**	.07	.13*	.25**

** $p \leq 01$; * $p \leq .05$

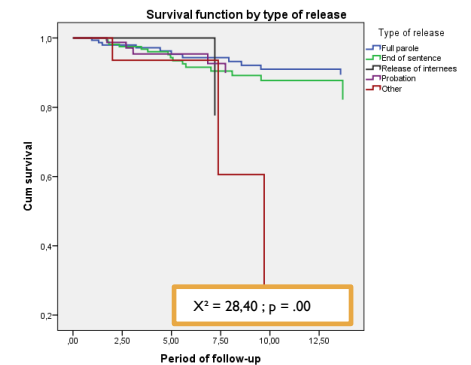
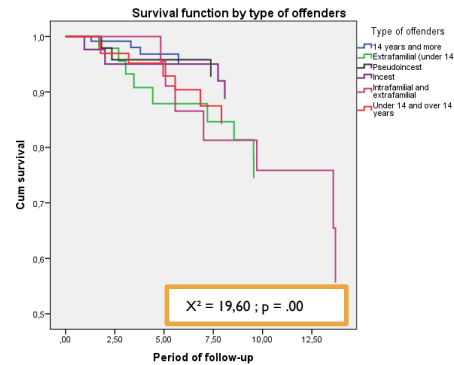
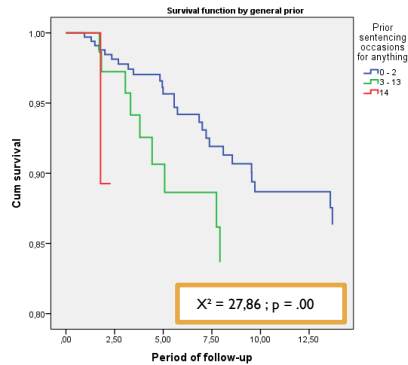
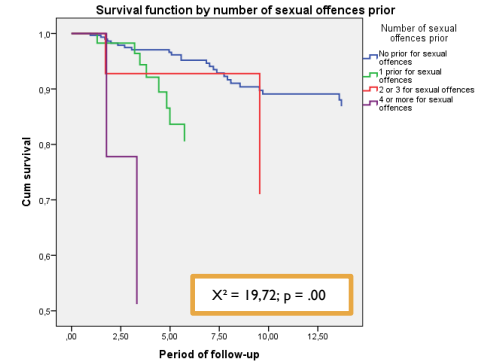
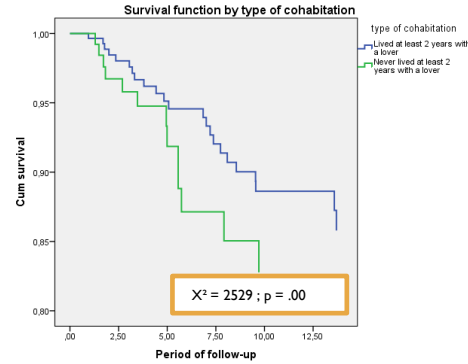
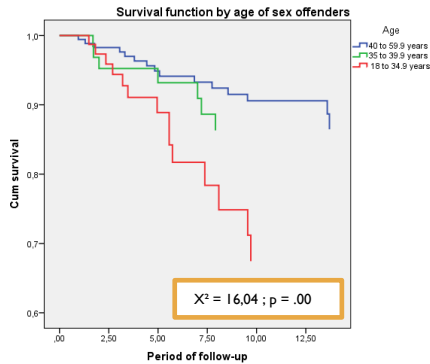
□ Logistic regression between risk static variables and sexual recidivism

Model		B	E.S.	Wald	R ²	X ²
5	Age at release	0,58	0,19	9,50**	0,14	9,81
	Prior Sentencing Occasions for Sexual Offences	0,56	0,26	4,74**		
	Any Sentencing Occasion For Non-contact Sex Offences	0,76	0,42	3,36		
	Any Male Victim	0,89	0,39	5,09**		

** $p \leq 01$; * $p \leq .05$

Cox regression on sexual recidivism

Results



□ Conclusion

- Sexual recidivists present more:
 - **Sexual deviant interests:** unrelated, stranger, young and male persons
 - **Prior sexual offences**
- Lots of **risk factors** described by the literature are weakly related to:
 - **General** (.12 - .25), **sexual** (.12 - .16) and **nonviolent nonsexual** (.11 - .25) recidivisms
- **Likely predictors** of sexual recidivism are:
 - Age at release
 - Prior sexual offences
 - Deviant sexual interest (non-contact offences, male victims)
- Sex offenders re-offend sexually more quickly and continuously when they are **younger**, **extrafamilial** or **intra- and extrafamilial** ; present **less significant cohabitation**, higher rates of prior **general or sexual offences** and are **released in another way** (prison leave, electronic monitoring, etc.)



Important implications in therapeutic treatment and more broadly supervision

Discussion

❑ Limits

- Low sample size in comparison to international research
- Lack of details on characteristics of sexual offences (eg.: rape, molestation, public outrage,...)

❑ Perspectives

- To conduct regression and survival analysis on general, violent (non-sexual) and non-sexual non-violent recidivisms
- To explore the variability of recidivism rates, scores and risk factors:
 - Types of offenders
 - Types of release
- To explore “dynamic” variables
- To analyze Propensity Matching Scores (PMS) with a higher sample size



Thank you for your attention
